

An itinerary on the past and present synonym of eye wear

■ S. Aishwariya

Received: 14.06.2019; Accepted: 25.11.2019

■ **ABSTRACT** : Role of glasses has been diversified from an accessory to protect eyes to various other functionalities. This article describes the need for glasses in general and the history along with iconic eye wear in the past. It elaborates the need for glasses in the world that's buzzing with new activity along with the increasing risks due to sun exposure. The need to protect the eyes using glasses along with the anatomy on should be knowing is enumerated. Various raw materials used, styles in lens, frame, glass is briefly explained that will greatly help in shopping with a better understanding in future. The draft concludes with the factors to be considered in maintaining the eye wear for a longer life.

Author for correspondence: →

S. Aishwariya

Department of Textiles and
Clothing, Avinashilingam
University for Women,
Coimbatore (T.N.) India
Email : aishu55@gmail.com

■ **KEY WORDS**: Eye wear, Shades, Glasses, Fashion, Accessory

■ **HOW TO CITE THIS PAPER** : Aishwariya, S. (2019). An itinerary on the past and present synonym of eye wear. *Asian J. Home Sci.*, 14 (2) : 439-443, DOI: 10.15740/HAS/AJHS/14.2/439-443. Copyright@ 2019: Hind Agri-Horticultural Society.

Eye wear as glasses are a trend and part of essential accessory for men and women. It is used while driving in snowfall, or harsh wind, to high speed racing to protect the eyes. They are available in various styles, colours, materials and sizes, it is one of the essential accessories one must own. History says that Theodore Roosevelt wore pince-nez spectacles without ear piece but stayed fit with the help of nose clip. The famous personalities like Gandhiji, Ambedkar, Steve Jobs are known for their iconic glasses. It is the first accessory of choice in order to create a new look on a person. Today different types of eye wear are trending, the heart shaped frames, mirrored glasses, cat eye and butterfly structures, nerd look specs, round frames, the water games like snorkelling were glasses are essential. So this suggests, that glasses can be both functional as well for fashion.

History:

The glasses were invented in China during the twelfth century which was used by the judges to hide their expressions from public until the case is defenced and judgement is given. It is strange that glasses were not for protection against wind or sun in those days. It is also believed that Romans had used small magnifying lens as glasses to read small lettered text material. Mostly seen by monks who used animal horn, wooden or leather frames with glass blown lens on it during spiritual recitations. Hand held frames were also popular during renaissance. In the seventeenth century hand free frames were the need of the hour and the over-the-ear kind of glassed started to gain momentum. Later, 'scissor spectacles' was insanely famous, a kind of design which the user can have it in the pocket and take and use it when reading something of difficulty. It was the idea of Benjamin Franklin who had cut the lens in half and then

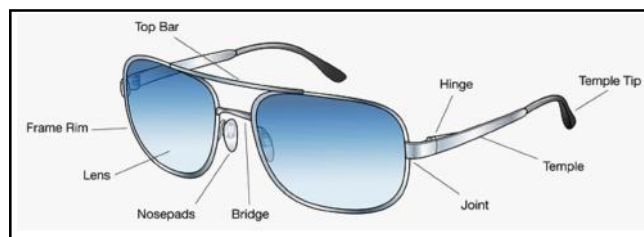
to put in one frame. This will enable in both near and far sight called “bi-focal lens”. There are lot of experimentation with coloured lens with functionality in the recent times. The main area of research is in sun protection and to prevent from glare during driving. In 80’s plastic lens was invented which was cheaper, light weight, unbreakable and thinner than glasses (<https://allabouteyes.com>).

Importance of glasses:

In the recent times wearing contact lenses are popular. The coloured ones and the functional pieces are common. In spite of the popularity of lens, the market for glasses is ever growing. The kind of frame and glass used directly reflects the type of person. Everyday many variations are launched to suit the individual taste of wearer based on age, occasions and choices. The names of the popular styles are given in the images below. But to find the best glasses for one self it takes a lot of time.



The glasses can be used as part of counselling for grooming in fashion. This is done by taking the close-up photograph of the person and drawing the outline of the face. It is based on the shape of the face the type of frames and glasses are suggested. The main objective is to highlight the beautiful features and deemphasizing the unwanted areas. The fact is that eyes showing the ageing faster. The senior actors in the movies are always seen with the eye wear which is to hide the fact behind their aged eyes with wrinkles. It is true that adolescent people use the glasses for increasing their image on fashion. At the same time, when one crosses the 40’s natural wrinkles are mostly hidden by the use of a trendy shade (glasses). In this case, the selection of eye wear is based on skin, hair and eye colour. In a nutshell, glasses are important to protect one’s eyes from dust and dirt form wind, to prevent eyes from exposure of sun rays and to prevent early ageing in the eyes. In many cases it has a major role in protecting the eyes overall (<https://www.realmenrealstyle.com>; <http://fashioneyecenter.com>).



Anatomy of glass:

- Top Bar: (not essential): It is the top bridge that connects the two lenses. It is very prominently seen in classic aviators. The bar that connects the top part of the lenses over the bridge and it is important to remember that not all designs have the top bar.
- Bridge: It is very important for giving a good fit to the wearer. The area between the lenses of the sunglasses that goes over the nose and supports the weight of the frame is called the bridge.
- Nose pads: It is made of plastic pieces and are attached to the inside part of the frame. They play a significant role in ensuring good comfort and proper fit in holding glasses without dropping down. Almost all nose pads on sunglasses can be adjusted, meaning they are not completely fixed.
- Frame Rim: The frame holds the lenses and it is the first thing on notice while selecting a glass. This

basically determines the visual style.

- Temple: The arms of the sunglasses are called temples. They run along the sides of the face and extends over the ears and function to keep the glasses in place.
- Temple Tip/ ear piece: The plastic or silicone covering that cover the ends of the temples. They are used to ensure comfort and relieve the pressure and also to prevent sunglasses from falling down.
- Hinge: The tiny mechanisms do a whole lot to ensure maximum comfort in the fit of your sunglasses. They connect the frame rim and allow for the sunglasses to fold inwards when not in use (https://www.youtube.com/watch?v=x_YcUroAdEc).


Raw materials used in making glasses:

There are many choices for raw materials and safety, comfort and functionality must be kept as significant factors in selecting the frames.

- Molded Plastic: These are Cheap/ mostly for sports/ made of plastic frames and are available in many colors.
- Acetate: these are better than plastic. They are stronger, lighter and more flexible. The advantage is that huge variety of textures and colors and also for the fact that they are made from renewable sources (Acetate Rayon-wood).
- Metal: Less life, may get rust, costly than plastic but used in case of creating luxury look.
- Natural Material: Buffalo Horn, Tortoise Shell and Wood – These frames are hand-made, organic, durable and tend to be expensive. Great alternatives for people with allergies and for sunglasses that have a vintage look.

Selecting of lens:

- Optical Glass: Provide distortion-free vision/ scratch resistant, extremely durable and more expensive
- Plastic Lenses: Lighter and more shatter resistant than glass. A plastic lens is thicker and bulkier and requires an extra coating for scratch proof and UV protection.



- Polycarbonate: Lightweight with a high level of

optical clarity. It is upto 50 times more impact resistant than optical glass. *Demerits: easily takes scratch*

- SR-91 Lens : Offers 100 per cent broad spectrum UV protection and combines the superior optical quality of optical glass with the lightweight strength of polycarbonate. It has waterproof, scratch-resistant and anti-glare properties (<https://www.firstyecaredfw.com>).

Types of coating in lens coating:

- Polarized lenses: Protect your eyes from the glare caused by reflective light. They are good choices for water sports, cycling, and driving where there tends to be a high degree of reflective glare.
- Photochromic: These lenses adjust automatically to changing light intensities. They get darker on bright days and lighter in low light conditions.
- Gradient lenses: Tinted from the top down-suitable for driving because overhead sunlight is blocked while allowing light to pass through the bottom half of the lens.
- Mirrored or flash coating: This refers to a reflective film applied to the outside surfaces of some lenses that are highly desirable for people with high sensitivity to bright light. They reduce glare by reflecting much of the light that hits the lens surface.



Colour of lens and meaning:

- Gray – colour: Neutral and provide crisp contrast - suitable for driving.
- Yellow/Orange: Provide excellent contrast and depth perception. They work well in low light conditions - ability to amplify available light - Ideal for skiing, snowboarding, and other snow sports.
- Brown/Amber: Enhance the quality of light - cut out neutral brown tones and give the wearer increased depth perception and high contrast. These lenses work best in cloudy to sunny conditions. Perfect for fishing, hunting, cycling and water sports.
- Green: Filter some blue light and reduce glare. Shades of green also tend to reduce eyestrain in bright

light - suitable for precision sports such as baseball, tennis and golf.

– Purple/Red: Red tints increase contrast by blocking blue light. These tints have a reputation of being soothing to the eyes and more comfortable than others for long duration use. They also help with visibility while driving because they reduce glare.

– Blue: These lenses filter our white light and enhance color recognition while subtly reducing glare. Blue shades are worn mostly for aesthetic reasons. They are best used for activities on water and around snow (<https://www.foxnews.com>).



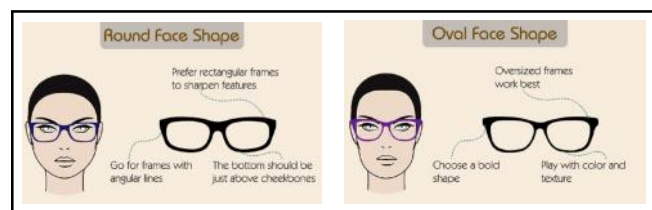
Factors in selecting eye wear:

– Eyeglasses compliment your best facial features
– Frame shape be contrasting to your face shape
– Size of the frame be in scale wise proportion, to your facial size (https://www.youtube.com/watch?v=_LcMK-ngpzQ).

Face type and glass:

– Full cheeks and Round face: Good: use rectangular, narrow frames, with a clearly outlined bridge. They will make the face look thinner and longer and also widening your eyes. Care should be take to check that the bottom of the frame is above cheekbone.

– Oval face: Lucky ones an all types suits them as the face is long than wide



– Square face: Strong jaw, broad forehead people in this category will look pretty when the frame is wider than the cheekbone

– Heart shaped: The frames like the modified

wayfarer shape, with a width that's slightly greater than the forehead. Detailing in the lower portion will bring in balance to the overall look (<https://www.youtube.com/watch?v=kHG1sdfIII>).



Maintenance of glasses:

A microfibre cloth has far more fibres than an ordinary cloth and the glasses should be wiped using them. It is always better to avoid using paper towels because the wood content in the paper will scratch the lenses. The practice of blowing air on the lens and using shirt to clean it is a bad idea as they will just grind dust and fibers into the lenses. Care should be taken not to use household detergents and soaps that have added lotions to clean your sunglasses. Glass cleaners are highly corrosive and can cause damage to the lenses. Clear dishwashing soap works best in cleaning the lens. The lens cleaning cloth and a liquid cleaner specifically designed for eyewear lenses, or with a pre-moistened lens towelette will be recommended choices. The screws on the sunglasses should always be checked and repaired immediately (<https://www.allaboutvision.com>).

Conclusion:

The manuscript deals with fashion concepts behind eye wear. It is important to know that the shades are one of the popular accessories used in the fashion field. The anatomy of the glass helps in understanding how each part of the glass enables in proper fit and seating. The different raw materials used in the making of glass describes the wide range of choices from plastic to tusk, durable and semi-durable, along with bio-degradable choices. Not every consumer knows the language of colour that it given on the lens. The science of using colours for absorption of rays from sun is explained in this paper. The last section points at the important measures to maintain the eye wear.

■ WEBLIOGRAPHY

<https://allabouteyes.com/see-past-fascinating-history-eyeglasses/>

An itinerary on the past & present synonym of eye wear

<https://www.realmenrealstyle.com/how-to-buy-sunglasses/>
<https://blog.39dollarglasses.com/2016/06/7-reasons-why-you-should-wear-glasses/>

<http://fashioneyecenter.com/protective-eyewear-for-sports/>

https://www.youtube.com/watch?v=x_YcUroAdEc

<https://www.firsteyecaredfw.com/the-importance-of-wearing-sunglasses-in-the-summer/><https://www.youtube.com/watch?v=yIakU77VKE0>

<https://www.foxnews.com/story/five-reasons-to-wear-sunglasses>

https://www.youtube.com/watch?v=_LcMK-ngpzQ

<https://www.youtube.com/watch?v=kHG1sdkFIII>

<https://www.allaboutvision.com/eyeglasses/accessorize.htm><https://www.coolwinks.com/blog/why-is-it-important-to-buy-correct-eyeglasses-for-face-shape/fashionblog-cococouture.blogspot.com/2011/02/importance-of-sunglasses.html>

★ ★ ★ ★ ★ **12th** Year of Excellence ★ ★ ★ ★ ★