

Embellishment of tie and dye in modern scenario

■ SMRITI DANI AND CHARU JAIN

See end of the paper for authors' affiliations

Correspondence to:

SMRITI DANI

Department of Home Science, A.P.J. Girls College, HAPUR (U.P.) INDIA

ABSTRACT

The study was conducted to develop products for home furnishing using tie and dye and different embellishments over it and to evaluate the acceptability of the developed products. A design catalogue comprising of 60 designs was developed by making alteration in the existing tie and dye designs. The designs were visually evaluated by a panel of textile experts on various criteria like techniques used in tie and dye, placement and finishing of embellishments, colour scheme, and aesthetic appeal of the embellishments used on tie and dye and acceptability of design. Evaluation for each design was done out of twenty points. A product range for drawing room shall be constructed comprising of different articles like curtains, cushion cover, divan covers, bolsters, table runners and wall panel. After construction the articles shall further be evaluated by consumers of HIG and upper MIG group in order to check their commercial acceptance.

KEY WORDS : Embellishment, Technique, Aesthetics, Tie and Dye

How to cite this paper: Dani, Smriti and Jain, Charu (2011). Embellishment of tie and dye in modern scenario. *Asian J. Home Sci.*, 6(2): 166-169.

Article chronicle: Received: 26.05.2011; Revised: 18.09.2011; Accepted: 25.10.2011

The term bandhani derives its name from a Hindi word Bandhan which means tying up. A reference of art is found in Bana Bhatt's Harshacharitra and the patterns are seen on Ajanta sculptures also. The tying of cloth with thread and then dyeing is the simplest and perhaps the oldest form of creating pattern on a plain piece of cloth. This traditional technique is followed in all important centres of Saurashtra and Kutch of Gujarat and also in Rajasthan. Kutch produces the finest bandhanis in India. Embellishment can be defined as the act of adding extraneous decorations to something or in other words elaboration of an interpretation by the use of decorative details (Murphy and Crill, 1991).

The study was conducted to create some innovative tie and dye designs for the home furnishing articles using different embellishing methods over them. The purpose of the study was to enhance this traditional art which is liked by the people from many years. Now a days many articles are available in the market in different forms but tied and dyed articles are rarely found in home furnishings. As it is very much time consuming, expensive and requires intensive labour and the designers do not get the appropriate wages which they deserve, so they move to some other employment and leave their ancient craft. That is why, this art is eloping. The designs which were prepared in this study are instant and easy to make.

RESEARCH METHODS

Selection of suitable techniques of tie and dye:










Through a survey it was found that there are innumerable tie and dye techniques but for the present study marbelling, fan folding, lehriya, tritik, pin tying etc. were taken into account. As we know traditional tie and dye techniques are time consuming and intricately designed, hence, through this study an attempt has been made to find the modern techniques which are instant and less time consuming. Methods such as marbelling, fanfolding, lehriya are easy to make and were liked by the experts also.

Selection of different embellishing methods-

Through market survey and reviewing the literature in magazines and journals it was found that different embellishing methods are used. As hand painting, block printing, embroidery are traditionally liked by the masses thus, selected techniques were taken for studies.

Catalogue preparation:

A catalogue of 60 designs was developed using different tie and dye techniques and embellishment done accordingly over them. After preparation of catalogue the samples were evaluated by the textile experts from some reputed Homescience Government colleges like-

			
Design No.	1.	2.	3.
Tie & Dye Technique used	Marbelling	Lehriya	Marbelling
Embellishment	Stencil cutting	Yellow fray patches with painting	Ribbon work with embroidered patch
			
Design No.	4.	5.	6.
Tie & Dye Technique used	Diagonal fanfolding	Lehriya	Bead tying
Embellishment	Embroidery with cutdana	Sequins work	Embroidery & sequins work
			
Design No.	7.	8.	9.
Tie & Dye Technique used	Spiral	Fanfolding	Pole wrapping
Embellishment	Velvett patches	Spray painting and crochet	Blue velvet flowers
			
Design No.		10.	
Tie & Dye Technique used		Twisting and fanfolding	
Embellishment		Block printing with antique metallic leaves	

- College of Home Science, G.B. Pant University of Agriculture and Technology, Pantnagar.
- Gurunanak Girls College, Santpura, Yamuna Nagar.
- Faculty of Family and Community Sciences, The Maharaja Sayajirao University of Baroda.
- Banasthali Vidyapeeth, Rajasthan.

The designs were evaluated by a panel of textile experts considering various criteria like techniques used in tie and dye, placement and finishing of embellishments, colour scheme, and aesthetic appeal of the embellishments used on tie and dye and acceptability of design. Evaluation for each design was done out of twenty points and the experts gave their scores to all the 60 designs.

After calculating the score board of different experts evaluation sheets, ten most liked designs were selected to construct the product range for drawing room. Six articles like curtains, cushion cover, divan covers, bolsters, table runners and wall panel were finalized which shall be constructed by using ten selected designs.

RESEARCH FINDINGS AND DISCUSSION

The study was undertaken with an aim to create a new range of articles using combination of different embellishments and tie and dye for a drawing room

The 10 designs which were liked most by the experts are as follows:

Table 1 indicates the percentage distribution of scores obtained according to the expert’s evaluation. It is evident from the table that pole wrapping and fanfolding were the highest scorer and the others like diagonal fanfolding, lehriya, twisting and fanfolding, spiral scored from 85-90 per cent and the least scorer were marbelling with stencil cutting, bead tying with embroidery and

Design No.	Total score (out of 20)	Percentage
1.	14	70
2.	18	90
3.	15	75
4.	18	90
5.	17	85
6.	15	75
7.	17	85
8.	19	95
9.	19	95
10.	17	85

sequins work and marbelling with ribbon work and embroidered patch over it.

The above selected samples can be used in constructing the articles like curtains, cushion cover, diwan covers, bolsters, table runners and wall panel for the drawing room.

Authors’ affiliations:
CHARU JAIN, Department of Home Science, Ginni Devi Modi Girls (P.G) College, Modinagar, GHAZIABAD (U.P.) INDIA

REFERENCES
Murphy, Veronica and Crill, Rosemary, (1991). *Tie-dyed textiles of India*.
Gillow, John and Sentence, Brayn, (2000). A visual guide to traditional techniques. *World Textiles*.
John, Gillow (1999). Barnard Nicholoas, Traditional Indian Textiles, 1999. pp. 38,92,93,131.

*** ***** ***